


FENCING VIDEOS

TOBIAS (TOBY) LEE

Master in épée & Prévôt de fleuret (foil)



TACOMA, WASHINGTON
WWW.TACOMAFENCING.COM
22 DECEMBER 2024

recording videos

Try to have entire pool bout on one video. Try to have each period of a direct elimination bout on one video. This way there are fewer files to label/organize, and it is easier to review the videos when coming up against an opponent who is familiar. One can also pay attention to the overall pace of the bout.

transferring to computer

I transfer the videos to my computer in my Dropbox folder labeled "Videos [year]" so this year is "Videos 2024" which allows me on iTunes to select just the files from this year to put on my iPhone.

video naming

I label the videos with the following nomenclature to find videos easily:

[last_name] [first_name] [date] [score]

For example:

Lee Tobias 2024_1222 0-5

I use the date format of [year]_[month][date] which sorts really great (year first followed by month followed by date) on the computer and on the phone.



I include score with my score first and opponent score next.

Sometimes there are multiple periods or long breaks so I have more than one file in which case it is labeled p1, p2, p3, etc. for part 1, part 2, part 3....

Lee Tobias 2024_1222 0-5 p1

Lee Tobias 2024_1222 0-5 p2

folders for each opponent

Each opponent will have a folder labeled:

[last_name] [first_name] [year] [other] [V-D]

Other is for something like Vet 50 Men's Épée (V50ME) to have it stand out from Christopher's videos without the extra designation.

- Dragonetti Walter vs Frank Fred 2023
- Duong John 2022 V50E 1-0
- Elterman Lev 2024 V50E 1-0
- Emara Elsayed 2022 V50E 1-0
- Espinoza Joaquin 2024 0-1
- Exum Travis 2022 V50E 1-0
- Fortune Alexander 2024 0-1

Before when I had three children competing and managed a video library I would use "A" for Andrew, "B" for Benjamin, "C" for Christopher, and "Vet" for me. In the above image Joaquin Espinoza and Alexander Fortune are Christopher's opponents.

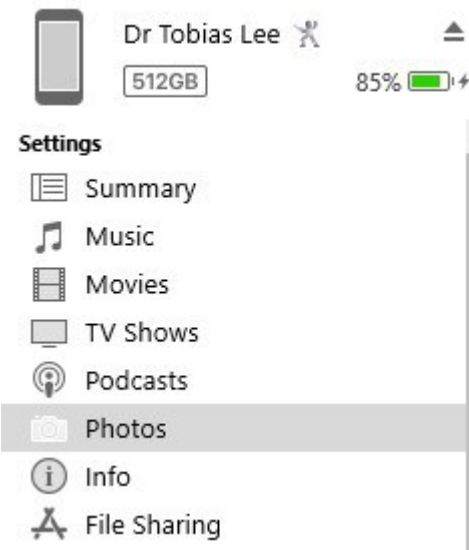
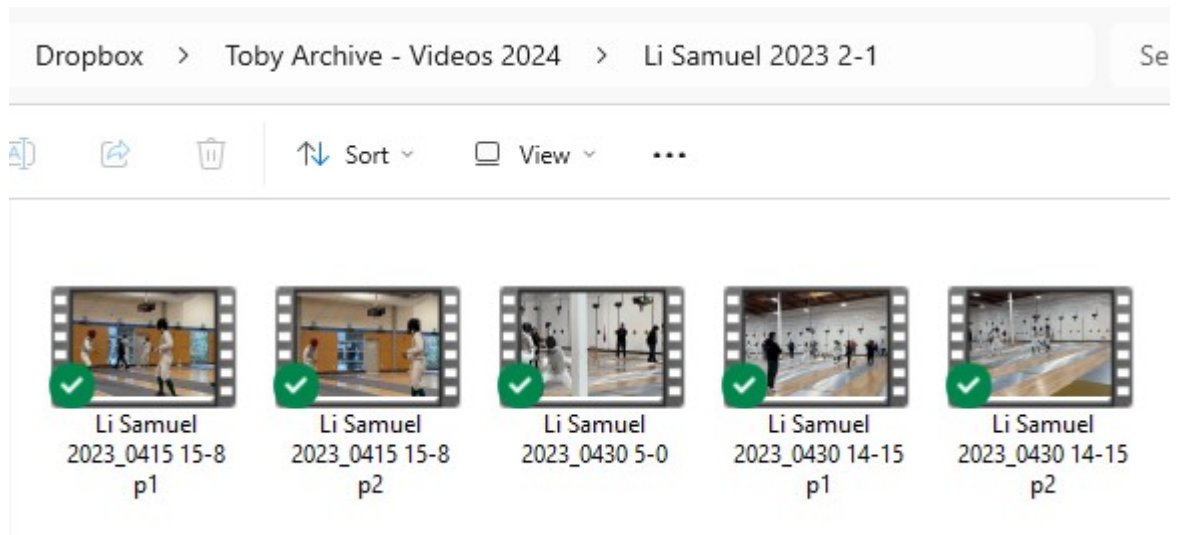
inside each folder

We no longer record video of local opponents as we know them well enough. But each opponent might have multiple videos. The top of the next page shows one sample folder with multiple videos.

transferring to phone

I use iTunes to transfer my videos to my phone and can select which videos I want to include. I can also put pictures that I want on my phone and select the picture folder so I have a combination of fencing videos plus pictures. If I need to find an old video or one I did not put on my phone (in case I do not want my phone too full), I just go to my Dropbox app and view it that way using cellular data (or WiFi).

A sample folder for a single opponent with multiple bouts. In this case Samuel Li from 2023 against Christopher with one pool bout and two direct eliminations.



On the iTunes app I go to Photos and can choose which videos (and pictures) I want to include on my phone.

Sync Photos

You can choose which photos from your computer are copied to your iPhone. Photos from your iPhone's Camera Roll can be imported separately into Adobe Photoshop Elements or Windows Import Pictures and Videos.

Copy photos from: Toby Archive - Videos 2024 1033 photos

[Learn More >](#)

- All folders
- Selected folders
- Include videos

Folders

<input checked="" type="checkbox"/>	Deucher Joseph vs Pho Eric 20024	1	^
<input type="checkbox"/>	Dierks Kian 2023 0-1 team		
<input type="checkbox"/>	Dinsay Kristjan 2023 1-0		
<input checked="" type="checkbox"/>	Dragonetti Walter vs Frank Fred 2023	2	
<input checked="" type="checkbox"/>	Duong John 2022 V50E 1-0	1	
<input checked="" type="checkbox"/>	Elterman Lev 2024 V50E 1-0	1	
<input checked="" type="checkbox"/>	Emara Elsayed 2022 V50E 1-0	3	
<input type="checkbox"/>	Espinoza Joaquin 2024 0-1		
<input checked="" type="checkbox"/>	Exum Travis 2022 V50E 1-0	2	
<input type="checkbox"/>	Fortune Alexander 2024 0-1		v

A horizontal storage bar with a multi-colored segment on the left labeled "Apps". To its right is a grey segment labeled "318.76 GB Free". Further right are two buttons: "Sync" and "Done".

I also have folders of JPEG images in my "Videos" folder which include family trips, family photos, medical information for my work, and other things that I select to transfer so I have things other than fencing videos.

After all that work labeling the fencing videos, organizing the videos by fencer into folders, and putting everything in a single video folder to upload to iTunes and into the iPhone, the final result is an easy search for opponents (and other files/pictures) shown on the right.

Perhaps more important than the videos is a fencing journal. For my opponents I meet at national events I take notes on them so do not need to review the video.

